



1	2	3	4	5	6	7	8	9	10	11	12	13
			Boys	Girls	Total		Theory	Practical				
7	History	B.A.I	298	30	328	4	24	24	24			
		B.A.II	225	42	267	3	18		18			
		B.A.III	248	42	290	4	24		24			
							Total :-		66	3	2	NIL
8	Physics	B.Sc.I	230	18	248	3	18	39	57			
		B.Sc.II	155	13	168	2	12	27	39			
		B.Sc.III	223	19	242	3	18	36	54			
							Total :-		150	6	3	2
9	Sanskrit	B.A.I	86	27	113	2	12	12	24			
		B.A.II	59	11	70	1	6	6	12			
		B.A.III	35	7	42	1	6	4	10			
		B.Sc.II	9	19	28	1	4		4			
							Total :-		50	2	2	1
10	Political Science	B.A.I	280	41	321	4	24		24			
		B.A.II	189	35	224	3	18		18			
		B.A.III	269	68	337	4	24		24			
							Total :-		66	3	2	1
11	Psychology	B.A.I	230	35	265	3	18	72	90			
		B.A.II	123	17	140	2	12	42	54			
		B.A.III	117	40	157	2	12	48	60			
							Total :-		204	8	6	3
12	Environmental Studies	B.Sc.I	262	41	303	4	2	1	12			
		B.Com.I	95	18	113	2	2	1	6			
		B.A.I	574	65	639	8	2	1	24			
							Total :-		42	2	NIL	2
13	Mathematics	B.A/B.SC.I	230/37	18/3	288	4	72		72			
		B.A/B.SC.II	156/28	13/5	202	3	54	32	86			
		B.A/B.SC.III	225/30	19/4	278	4	72	48	120			
		B.COM.I	95	19	114	2	12		12			
							Total :-		290	11	3	3

1	2	3	4			5	6		7	8	9	10	11	12	13
			Boys	Girls	Total		Theory	Practical							
14	Hindi	B.A.I	572	65	637	8	48		48						
		B.A.II	370	56	426	6	36		36						
		B.A.III	372	101	473	6	36		36						
		B.Sc.II	178	28	206	3	12		12						
		M.A.Isem.	15	44	59	7	38	4							
		M.A.IISem.	15	44	59	8	42/3		45						
		M.A.II	13	40	53	7	42		42						
							Total :-		219	9	9	4	5	NIL	
15	Computer Science	B.Sc.I (CS)	19	2	21	1	9	2	11						
		B.Sc.II (CS)	19		19	1	9	2	11						
		B.Sc.III (CS)	31	1	32	1	9	2	11						
		B.Com.I(G)	79	14	93	1	6	2	8						
		B.Com.I(CA)	4	3	7	1	6	6	12						
		B.Com.II(CA)	3	4	7	1	6	6	12						
		B.Com.III(CA)	19	2	21	1	6	6	12						
		B.Sc.I(M)	32	22	54	1	6	1	7						
		B.Sc.I (NM)	211	16	227	3	6	1	21						
		B.A.I	572	65	637	8	6	1	56						
		M.A.I	15	44	59	1	6	1	7						
							Total :-		168	7	NIL	NIL	7	NIL	

Sr.No.	Details	
1	Total Posts Sanctioned of all Subjects	54
2	Total Regular Teaching faculty working	33
3	No. of teaching faculty members required (if any)	54
4	No. of posts surplus (if any)	
5	No. of staff members surplus (detail as per subjects)	

Principal-1+Teaching-51+Phy.Edu-1+Librarian-1  
Teaching-31+Phy.Edu.-1+Librarian-1

Verified

Signature of Workload Incharge

Countersigned

Principal of the College

Vishal College

BHIVANI

Name of College VAISH COLLEGE, BHIWANI

Session 2018-19 (Self Finance Department)

Sr.No.	Name of Subject	Class	No. of Students			No. of Section	Period (Th+Pr)		Gross Total Periods	Teacher Required as per W/L	Sanctioned Posts	Regular Teachers Working	Deficit	Surplus	Remarks if any
			Boys	Girls	Total		Theory	Practical							
1	Management	SSA I	13	2	15	1	6	1	42						
		SSA II	14	2	16	1	6	1	42						
		SSA III	11	3	14	1	6	1	42						
							6	1	42						
2	Computer	SCA I	28		28	1	4	1	30						
		SCA II	26		26	1	4	1	30						
		SCA III	22	1	23	1	4	1	30						
							4	1	30						
							Total :-		90			4			
3	Commerce	B.Com I	40	3	43	1	6	1	42						
		B.Com II	68	5	71	1	6		36						
		B.Com III	64	11	75	1	6		36						
							Total :-		114			5			
4	Commerce	M.Com I	8	18	26	1	8	3	66						
		M.Com II	5	23	28	1	8	3	66						
							Total :-		132			6			
5	Computer	M.Sc.(CS) I	5	4	9	1	4	1	30						
		M.Sc.(CS) II	2	3	5	1	4	1	30						
							Total :-		60			3			
6	Mathematics	M.Sc.(M) I	19	51	70	1	6	2	48						
		M.Sc.(M) II	17	55	72	1	5	4	54						
							Total :-		102			4			
7	Computer	APGDCA	1		1	1	4	1	30						
							Total :-		30			1			
							Total :-		30			1			

Sr.No.	Details	
1	Total Posts Sanctioned of all Subjects	NIL
2	Total Regular Teaching faculty working	1
3	No. of teaching faculty members required (if any)	25
4	No. of posts surplus (if any)	---
5	No. of staff members surplus (detail as per subjects)	---

Verified

Signature of Workload Incharge

Countersigned

Principal of the College  
 Vaish College  
 BHIWANI

Name of College VAISH COLLEGE, BHIWANI

Session 2019-20 (Self Finance Department)

Sr.No.	Name of Subject	Class	No. of Students			No. of Section	Period (Th+Pr)		Gross Total Periods	Teacher Required as per W/L	Sanctioned Posts	Regular Teachers Working	Deficit	Surplus	Remarks if any
			Boys	Girls	Total		Theory	Practical							
1	Management	BBA I	13	2	15	1	6	42							
		BBA II	14	2	16	1	6	42							
		BBA III	11	3	14	1	6	42	5	NIL	1	4	NIL		
							Total :-	126							
2	Computer	BCA I	28		28	1	4	30							
		BCA II	26		26	1	4	30							
		BCA III	22	1	23	1	4	30	4	NIL	1	3	NIL		
							Total :-	90							
3	Commerce	B.Com I	40	3	43	1	6	42							
		B.Com II	66	5	71	1	6	36							
		B.Com III	64	11	75	1	6	36	5	NIL	NIL	5	NIL		
							Total :-	114							
4	Commerce	M.Com I	8	18	26	1	8	66							
		M.Com II	5	23	28	1	8	66	6	NIL	1	5	NIL		
							Total :-	132							
5	Computer	M.Sc (CS)	5	4	9	1	4	30							
		M.Sc (CS)	2	3	5	1	4	30	3	NIL	NIL	3	NIL		
							Total :-	60							
6	Mathematics	M.Sc (M) I	19	51	70	1	6	54							
		M.Sc (M) II	17	55	72	1	5	54	4	NIL	NIL	4	NIL		
							Total :-	102							
7	Computer	APGDCA	1		1	1	4	30	1	NIL	NIL	1	NIL		
							Total :-	30							
<b>Details</b>															
1	Total Posts Sanctioned of all Subjects										NIL				
2	Total Regular Teaching faculty working										1				
3	No. of teaching faculty members required (if any)										25				
4	No. of posts surplus (if any)										---				
5	No. of staff members surplus (detail as per subje										---				

Verified

Signature of Workload Incharge

Countersigned

Principal of the College

	M.A.II	13	40	53	7	42	42	9	9	4	5	NIL
15	Computer	19	2	21	1	9	219	9	9	4	5	NIL
	B.Sc.I (C)	19	2	21	1	9	219	9	9	4	5	NIL
	B.Sc.II (C)	19	2	21	1	9	219	9	9	4	5	NIL
	B.Sc.III (C)	31	1	32	1	9	11					
	B.Com.I (C)	79	14	93	1	6	11					
	B.Com.II (C)	4	3	7	1	6	8					
	B.Com.III (C)	3	4	7	1	6	12					
	B.Com.IV (C)	19	2	21	1	6	12					
	B.Sc.I (M)	32	22	54	1	6	12					
	B.Sc.I (NI)	211	16	227	3	6	7					
	B.A.I	572	65	637	8	6	21					
	M.A.I	15	44	59	1	6	56					
						<b>Total :-</b>	<b>168</b>	<b>7</b>	<b>NIL</b>	<b>NIL</b>	<b>7</b>	<b>NIL</b>

Sr.No.	Details											
1	Total Posts Sanctioned of all Subjects			54								
2	Total Regular Teaching faculty working			33								
3	No. of teaching faculty members required			54								
4	No. of posts surplus (if any)											
5	No. of staff members surplus (detail as per)											

Principal-1+Teaching-51+Phy.Edu-1+Librarian-1  
Teaching-31+Phy.Edu-1+Librarian-1

Verified

Signature of Workload Incharge

Countersigned

Principal of the College



Session 2019-20 (Grant-in-Aided Subjects)  
Name of College VAISH COLLEGE, BHIWANI

Sr.No.	Name of Subject	Class	No. of Students			No. of Section	Period (Th+Pr)		Gross Total Periods	Teacher Required as per W/L	Sanctioned Posts	Regular Teachers Working	Deficit	Surplus	Remarks if any
			Boys	Girls	Total		Theory	Practical							
1	2	3	4			5	6		7	8	9	10	11	12	13
1	English	B.A.I	574	65	639	8	64	64	128						
		B.A.II	371	56	427	5	40	40	80						
		B.A.III	372	101	473	6	48	48	96						
		B.Sc.I	262	41	303	4	16	16	16						
			Total :-					320	12	9	9	3	NIL		
2	Botany	B.Sc.I	27	22	49	1	6	12	18						
		B.Sc.II	20	16	36	1	6	12	18						
		B.Sc.III	37	22	59	1	6	18	24						
			Total :-					60	3	2	1	2	NIL		
3	Zoology	B.Sc.I	27	22	49	1	6	12	18						
		B.Sc.II	20	16	36	1	6	12	18						
		B.Sc.III	37	22	59	1	6	18	24						
			Total :-					60	3	2	NIL	3	NIL		
4	Chemistry	B.Sc.I	243	38	281	4	24	36	60						
		B.Sc.II	159	28	187	2	12	36	48						
		B.Sc.III	215	57	272	3	18	36	54						
			Total :-					162	6	4	3	3	NIL		
5	Commerca	B.Com.I	95	19	114	2	36	36	36						
		B.Com.II	70	20	90	2	72	72	72						
		B.Com.III	111	23	134	2	72	72	72						
			Total :-					180	8	5	1	7	NIL		
6	Economics	B.A.I	187	12	199	3	18	18	18						
		B.A.II	107	12	119	2	12	12	12						
		B.A.III	64	13	77	1	6	6	6						
			Total :-					42	2	2	1	1	NIL		

1	2	3	4	5	6	7	8	9	10	11	12	13
---	---	---	---	---	---	---	---	---	----	----	----	----




## VAISH COLLEGE, BHIWANI

### WORKLOAD OF ACADEMIC YEAR 2020-2021 (Only of the subject/courses running under Grant-in-Aid)

Name of the college	Name of Subject/Course (running under Grant-in-Aid only)			G.I.A. Sanctioned Post	No. of Students (As per Grant-in-Aid sanctioned Intake)		Workload		Total Workload	Filled up Posts	Vacant Posts	Remarks
	1	2			3	4		5				
	Subject	Class	Year		Sanctioned Intake of Grant-in-Aid Subject/Courses	Admitted Students in Grant-in-Aid Subject/Courses	Theory	Composition/ Tutorial/ Practical				
V.C.BHIWANI	Sanskrit	B.A.	I	2	160	160	12	12	2	1	1	
		B.A.	II		160	127	12	8				
		B.A.	III		160	68	6	4				
		B.Sc.	II		400	11	4	0				
---DO---	Pol.Sc.	B.A.	I	2	320	320	24		2	2	NIL	
		B.A.	II		320	260	18					
		B.A.	III		320	231	18					
---DO---	History	B.A.	I	2	320	318	24		2	1	1	
		B.A.	II		320	265	18					
		B.A.	III		320	230	18					
---DO---	English	B.A.	I	9	640	638	48	32	9	7	2	
		B.A.	II		640	516	42	28				
		B.A.	III		640	412	30	20				
		B.Sc.	I		400	281	20	0				
		B.Com.	I		160	107	6	0				

---DO---	Hindi	B.A.	I	9	640	638	48		9	4	5
		B.A.	II		640	516	36				
		B.A.	III		640	412	30				
		B.SC.	II		400	165	8				
		B.COM.	I		160	107	3				
		M.A.	I		60	60	36				
		M.A.	II		60	52	39				
---DO---	Psychology	B.A.	I	6	240	240	18	72	6	3	3
		B.A.	II		240	194	12	48			
		B.A.	III		240	157	12	48			
---DO---	Mathematics	B.A.	I	3	80	80	12		5	3	NIL
		B.A.	II		80	59	12				
		B.A.	III		80	23	12				
		B.SC.	I		320	261	36				
		B.SC.	II		320	139	24				
		B.SC.	III		320	156	24				
		B.Com.	I		160	107	6				
---DO---	ECONOMICS	B.A.	I	2	160	159	12		2	1	1
		B.A.	II		160	122	12				
		B.A.	III		160	110	12				
		B.Com.	I		160	90	6				
---DO---	CHEMISTRY	B.SC.	I	4	360	262	18	78	8	3	1
		B.SC.	II		360	149	12	48			
		B.SC.	III		360	176	12	54			
---DO---	PHYSICS	B.SC.	I	3	320	222	18	60	7	2	1
		B.SC.	II		320	139	12	36			
		B.SC.	III		320	156	12	42			


---DO---	BOTANY	B.SC.	I	2	80	70	6	18	2	1	1	
		B.SC.	II		80	38	6	12				
		B.SC.	III		80	37	6	12				
---DO---	ZOOLOGY	B.SC.	I	2	80	70	6	18	2	NIL	2	
		B.SC.	II		80	38	6	12				
		B.SC.	III		80	37	6	12				
---DO---	COMMERCE	B.COM.	I	5	160	107	36		6	1	4	
		B.COM.	II		160	94	54					
		B.COM.	III		160	74	60					

  
 PRINCIPAL  
 (Dr. Sudha Rani)  
 Principal



---DO---	Hindi	B.A.	I	9	640	638	48					
		B.A.	II		640	516	36					
		B.A.	III		640	412	30					
		B.SC.	II		400	165	8					
		B.COM.	I		160	107	3					
		M.A.	I		60	60	36					
		M.A.	II		60	52	39					
		9	4		5							
---DO---	Psychology	B.A.	I	6	240	240	18	72				
		B.A.	II		240	194	12	48				
		B.A.	III		240	157	12	48				
---DO---	Mathematics	B.A.	I	3	80	80	12					
		B.A.	II		80	59	12					
		B.A.	III		80	23	12					
		B.SC.	I		320	261	36					
		B.SC.	II		320	139	24					
		B.SC.	III		320	156	24					
		B.Com.	I		160	107	6					
		3	5		3	NIL						
---DO---	ECONOMICS	B.A.	I	2	160	159	12					
		B.A.	II		160	122	12					
		B.A.	III		160	110	12					
		B.Com.	I		160	90	6					
---DO---	CHEMISTRY	B.SC.	I	4	360	262	18	78				
		B.SC.	II		360	149	12	48				
		B.SC.	III		360	176	12	54				
---DO---	PHYSICS	B.SC.	I	3	320	222	18	60				
		B.SC.	II		320	139	12	36				
		B.SC.	III		320	156	12	42				
7	2	1										

---DO---	BOTANY	B.SC.	I	2	80	70	6	18	2	1	1
		B.SC.	II		80	38	6	12			
		B.SC.	III		80	37	6	12			
---DO---	ZOOLOGY	B.SC.	I	2	80	70	6	18	2	NIL	2
		B.SC.	II		80	38	6	12			
		B.SC.	III		80	37	6	12			
---DO---	COMMERCE	B.COM.	I	5	160	107	36		6	1	4
		B.COM.	II		160	94	54				
		B.COM.	III		160	74	60				


  
 PRINCIPAL  
 Parish College  
 BILWA  
 (Dr. Sudha Rani)  
 Principal

## VAISH COLLEGE, BHIWANI

### WORKLOAD OF ACADEMIC YEAR 2022-2023 (Only of the subject/courses running under Grant-in-Aid)

Name of the college	Name of Subject/Course	Class	Year	G.I.A. Sanctioned Post	No. of Students (As per Grant-in-Aid sanctioned Intake)	4		5		Total Workload	Filled up Posts	Vacant Posts	Remarks				
						Sanctioned Intake of Grant-in-Aid Subject/Courses	Admitted Students in Grant-in-Aid Subject/Courses	Theory	Practical					Composition/ Tutorial/			
V.C. BHIWANI	Sanskrit	B.A.	I	2	160	160	18	0	0	2	1	1					
		B.A.	II											126	18	0	
		B.A.	III											138	12	8	
		B.A.	I											320	36		
		B.A.	II											320	27		
		B.A.	III											274	27		
		B.A.	I											320	266	18	
		B.A.	II											640	640	72	
		B.A.	III											640	538	42	
		B.A.	I											640	533	84	6
DO---	English	B.Sc.	I	9	400	165	6			8	7	1					
		B.Com.	I											160	133	6	
		B.A.	I											640	640	48	
		B.A.	II											640	538	42	
		B.A.	III											640	533	42	
		B.S.C.	II											400	217	9	
		B.COM.	I											160	121	6	
		M.A.	I											60	60	47	
		M.A.	II											60	55	41	
		B.A.	I											240	238	6	12
DO---	Psychology	B.A.	II	6	240	181	6	12	12	9.79	5	4					
		B.A.	III											240	182	6	12
		B.A.	I											160	158	18	
		B.A.	II											160	143	18	
DO---	ECONOMICS	B.A.	III	2	160	132	12			2	1	1					
		B.A.	I											160	132	12	
		B.Com.	I											160	132	12	

---DO---	CHEMISTRY	B.S.C.	I	4	360	131	12	18	4.5	3	1	
		B.S.C.	II		360	196	12	36				
		B.S.C.	III		360	191	12	36				
---DO---	PHYSICS	B.S.C.	I	3	320	138	12	36	6	2	1	
		B.S.C.	II		320	180	12	48				
		B.S.C.	III		320	176	12	48				
---DO---	BOTANY	B.S.C.	I	2	80	26	6	6	2	1	1	
		B.S.C.	II		80	38	6	12				
		B.S.C.	III		80	48	6	12				
---DO---	ZOOLOGY	B.S.C.	I	2	80	70	6	6	2	NIL	2	
		B.S.C.	II		80	38	6	12				
		B.S.C.	III		80	37	6	12				
---DO---	COMMERCE	B.COM.	I (PC)	5	160	132	24		8	1	4	
		B.COM.	II (PC)		160	121	72					
		B.COM.	III (PC)		160	90	72					
		B.COM.	I (ASM)		30	21	6					
		B.COM.	II (ASM)		30	17	6					
		B.COM.	III (ASM)		30	1	12					


  
 PRINCIPAL  
 Sahjiv College  
 (Dr. Sahjiv Kumar Goyal)  
 Principal



## VAISH COLLEGE, BHIWANI

### WORKLOAD OF ENGLISH & PHYSICS FOR THE YEAR 2022-2023

Name of the college	Name of Subject/Course	Class	Year	G.I.A. Sanctioned Post	No. of Students (As per Grant-in-Aid sanctioned Intake)	Workload		Total Workload	Filled up Posts	Vacant Posts	Remarks
						Sanctioned Intake of Grant-in-Aid Subject/Courses	Admitted Students in Grant-in-Aid Subject/Courses				
VAISH COLLEGE, BHIWANI	English	B.A.	I	9	640	640	72		6	7	8
		B.A.	II		640	538	42				
		B.A.	III		640	533	84	6			
		B.Sc.	I		400	165	6				
		B.Com.	I		160	133	6				
---DO---	PHYSICS	B.Sc.	I	3	320	138	12	36	6	2	1
		B.Sc.	II		320	180	12	48			
		B.Sc.	III		320	176	12	48			

  
 (Dr. Sanjay Kumar Goyal)  
 Principal